

Trinity College Dublin

Coláiste na Tríonóide, Baile Átha Cliath

The University of Dublin

Evaluation of the HSE & Genio Dementia Programme 2014-2017

Genio Dementia Programme briefing -baseline evaluation data hospital sites

Presented by:

Dr Anne-Marie Brady

Location:

Aisling Hotel

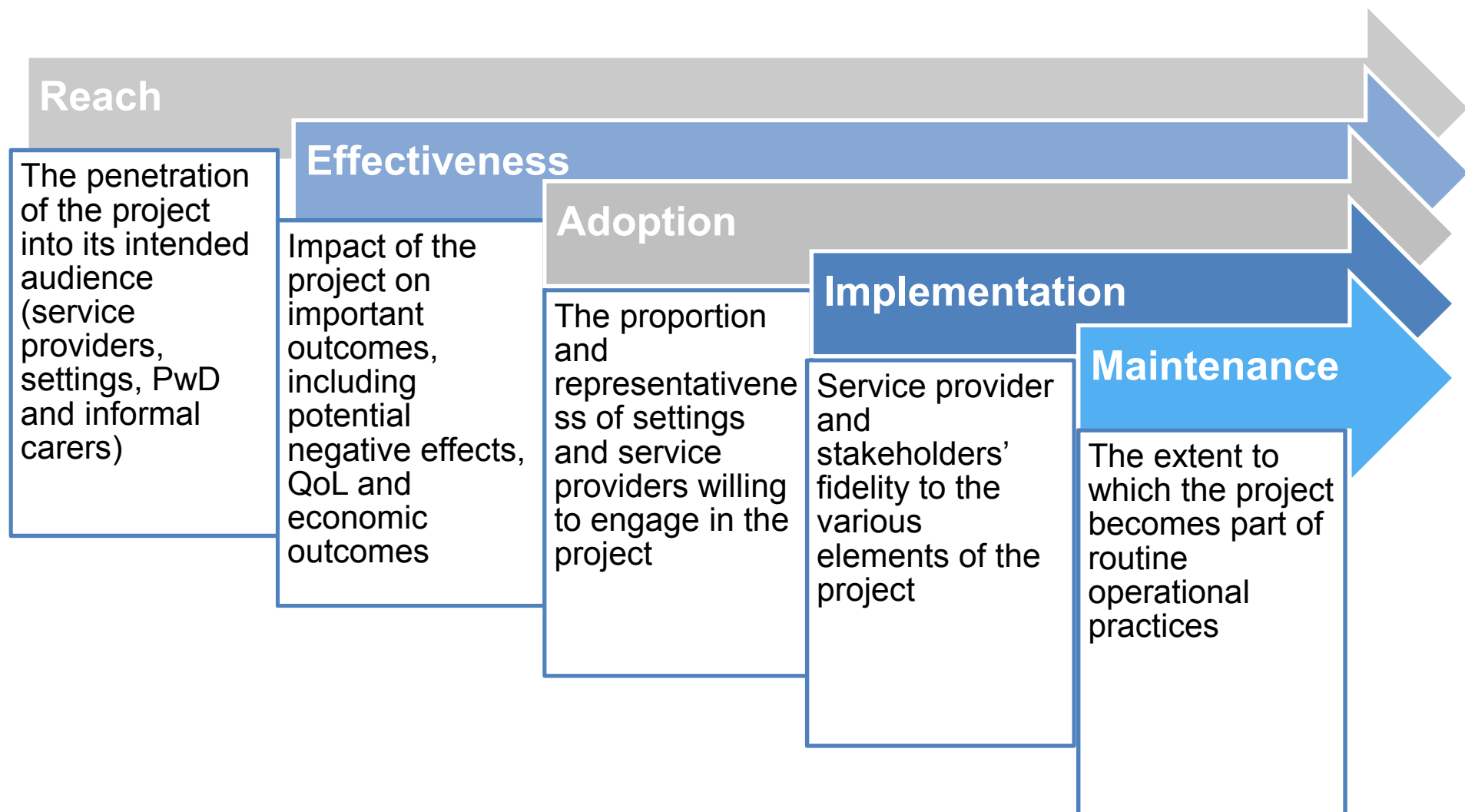
Date:

14 December 2016

Outline

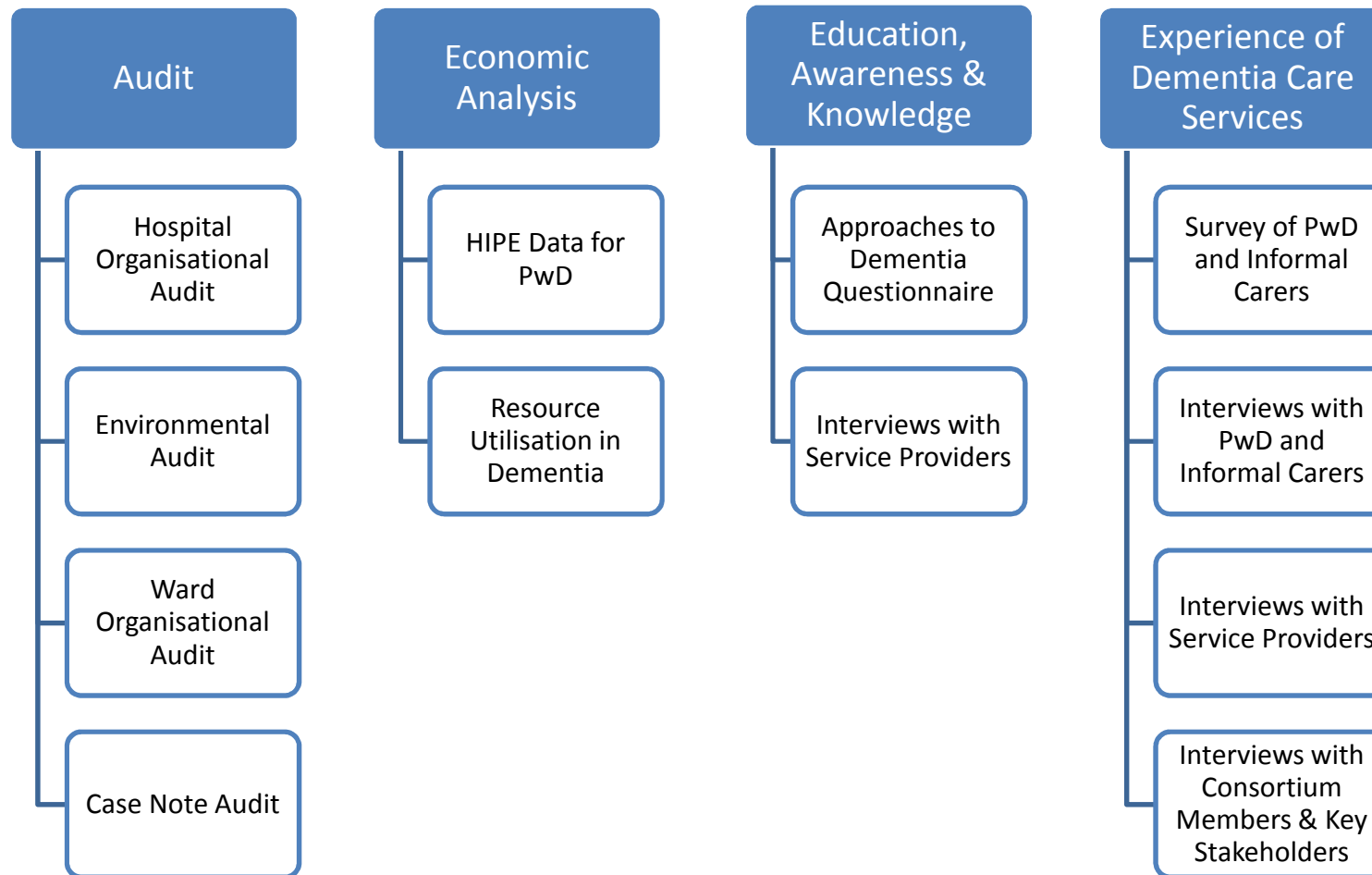
- ❖ **Brief evaluation overview**
- ❖ **Mapping hospital project objectives**
- ❖ **Overview of baseline evaluation findings**





Evaluation Framework: Re-AIM (Glasgow et al 2001)

Method Overview – Hospital Sites



Mapping Objectives-hospital

MUH-Cork IDEAS	SJH-DemPath	CH-ICP Dementia
ICP for PwD	ICP for people with cognitive disorder	ICP for PwD
Awareness of dementia - face fronting staff Specialised training for targeted groups/dementia champions	Awareness of dementia - face fronting staff Specialised training for targeted groups	Awareness of dementia - face fronting staff Specialised training targeted groups/dementia champions
'Dementia-friendly' environmental adjustment (ED), care of elderly, medical/surgical units, x2 Manual for environmental adjustment	'Dementia-friendly' environmental adjustment (ED), MISA, Hollybrook Lodge.	'Dementia-friendly' environmental adjustment, care of elderly unit

Sources of Data – Hospital Sites

Participant Group/Source	SJH	MUH	CH
Environmental/organisational	3 wards & ED	3 wards	2 wards
Ward organisational	3 wards & ED	3 wards	2 wards
Case note audit	20	20	20
HIPE data for 2014	426 cases	221 cases	338 cases
Awareness and knowledge survey	1182	499	134
Surveys of service users informal carers	26	9	4
Interviews service users/ informal carers	8	4	3
Interviews with service providers (including consortium members & key stakeholders)	43	16	9

Hospital findings -baseline

– Hospital Organisational

- All: Absence of dementia care pathway and routine review of re-admissions of Persons with Dementia
- All: Absence of formal system to ensure all staff involved of Persons with Dementia were aware of the condition and how it affects patient
- Variation: Use of standardised tools in the assessment of patients' mental state and mood

Ward Environmental

- Common absences across sites including use of colour schemes that help PwD find their way around wards

– Ward Organisational

- All wards audited, except one, had less nurses than assigned
- Provision for staff release to attend dementia training varied within & across sites

– Case note audit

- Valuable information on assessments, discharge planning & coordination, & referral to specialist services
- Range of assessments used varied within & across sites

Hospital Economic Analysis-baseline

Site	Total	Primary dementia	Primary other	Median LOS Primary dementia	Median LOS Primary other	Median cost per case: Primary dementia	Median cost per case: Primary other
SJH	426	39	387	36	17	€10,749	€9,848
MUH	221	19	202	34	8.5	€5,059	€2,394
CH	338	20	318	23.5	8	€7,430	€5,098

Hospitals -Education, Awareness & Knowledge

- Similar underlying philosophy of education programmes – raising awareness of dementia, and shifting focus to more personalised approaches
- Generally incorporates level 1 & 2 approaches
- In two sites, Dementia Champions are being trained
- Needs analysis conducted in MUH & SJH
- Awareness & knowledge survey (MUH CH & SJH) – quite high levels of dementia knowledge with a positive attitude towards dementia & PwD

Experience of Dementia Care Services

Hospital Sites (SJH & MUH only)

- **Resource pressures emphasised**
- **Transitions within the hospital problematic**
- **Discharge delays common**
- **Fast paced nature of hospital environment and constraints on physical space**
- **Communication as pivotal component of good quality dementia care**

Discharge destination 2014-baseline

Discharge	SJH	MUH	CH
Home	41.6% (n=177)	40.7% (n=90)	42.3% (n=143)
Long term residential care	28.9% (n=123)	25.1% (n=62)	35.8% (n=121)
Transfer to hosp	8.0% (n=34)	5.9%(n=13)	2.4% (n=8)
Died	16.2% (n=69)	19.1% (n=42)	15.4% (n=52)
Other	5.4 % (n=23)	7.0% (n=14)	4.2% (n=6)

HIPE comparator analysis - MUH

	Dementia	No Dementia
Total number of cases	64	437
Average LOS	13.2	7.7
% Male	47.7%	38.4%
% E62A (Respiratory Infection/Inflammation)	23.4%	14.9%
% E62B	25%	14.1%
% F73A (Syncope & Collapse)	9.4%	8.7%
% F73B	0	12.4%
% L63A (Kidney & UTI)	31.3	11.9
% L63B	10.9	38
% of Prolonged LOS	10.9	3.9

MUH: Respiratory Infection

	Dementia	No Dementia
Total number of cases	63	240
No. of E62A cases	29	123
No. of E62B cases	34	117
E62A Average LOS	15	14
Median	10	9
E62B Average LOS	9	9.8
Median	6	7

MUH: Kidney & UTI


	Dementia	No Dementia
Total number of cases	27	218
No. of L63A cases	20	52
No. of L63B cases	7	166
L63A Average LOS	17.6	11.8
Median	12	7
L63B Average LOS	11.1	2.4
Median	8	1

Cost of Specials- St James

Number of PwD allocated specials service	80
Average number of hours received	526
Median number of hours received	182
Average cost of specials service	€15,564
Median cost of specials service	€4,937
Total cost of specials service	€1,245,128
Cost of 5 most expensive cases	€434,846 (35%)
Cost of 10 most expensive cases	€657,881 (53%)
Cost of 20 most expensive cases	€946,712 (76%)

Plan for completion

- Evaluation of hospital sites will continue throughout 2016 and into 2017 (SJH & MUH) and 2018 (Connolly)



Trinity College Dublin

Coláiste na Tríonóide, Baile Átha Cliath

The University of Dublin

Contact:

Dr Anne-Marie Brady – abrady4@tcd.ie